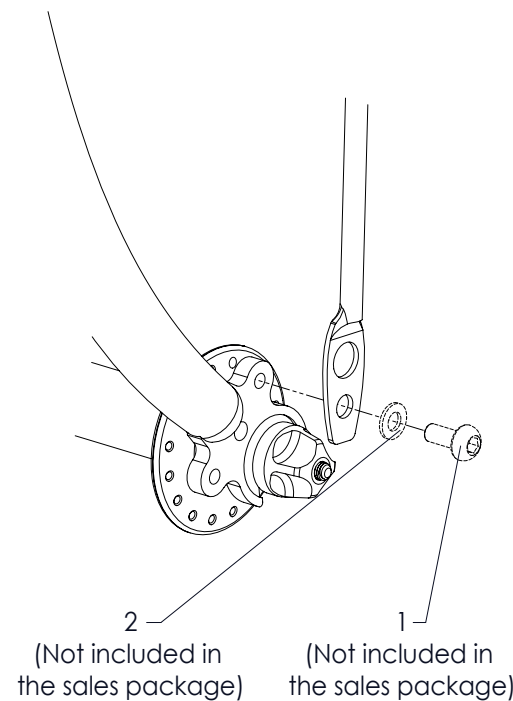
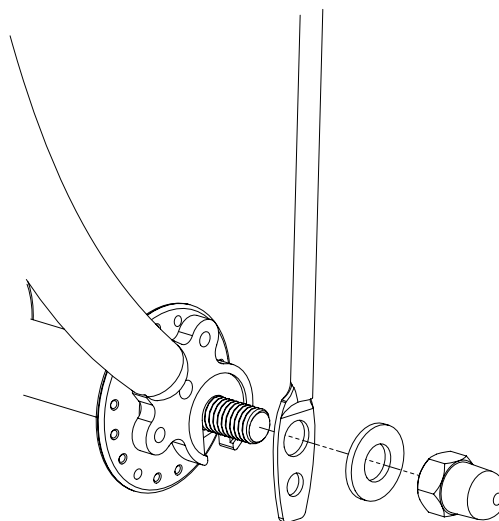
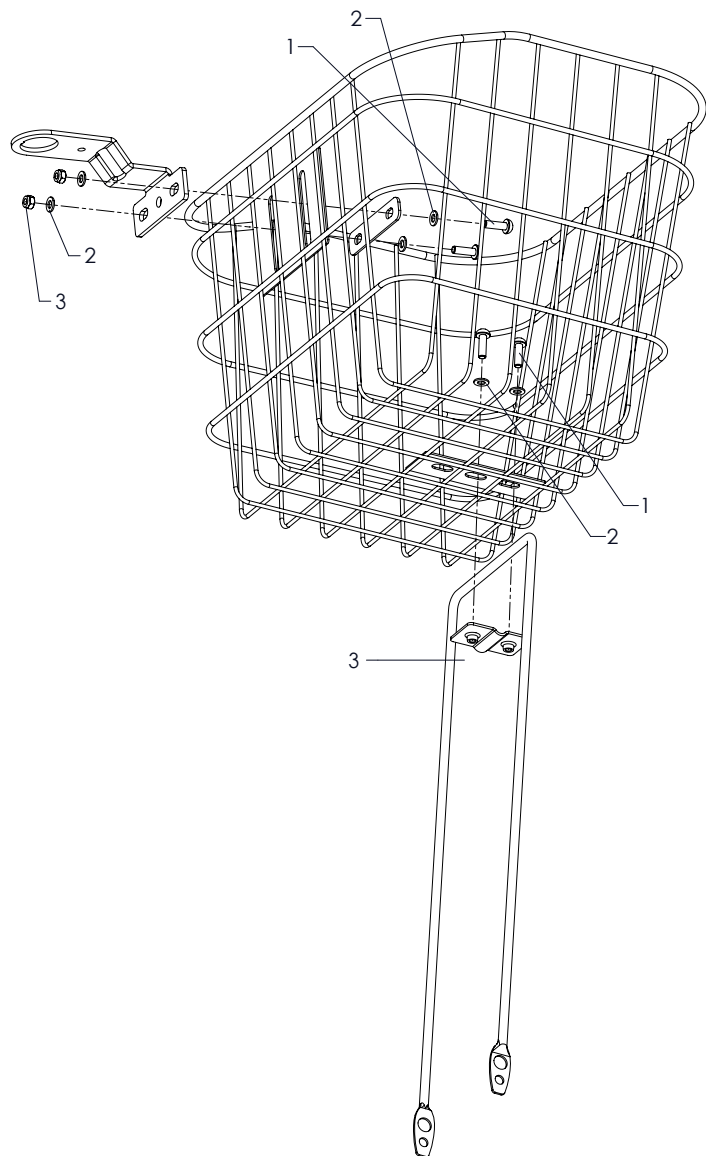
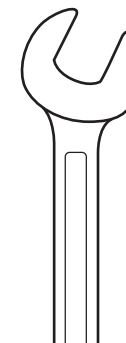




PELAGO STAINLESS STEEL BASKET INSTRUCTION



REQUIRED TOOLS (NOT INCLUDED IN THE SALES PACKAGE)



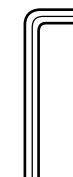
Headset
spanner



15 mm nut
spanner



8 mm nut
spanner



4 mm hex
key

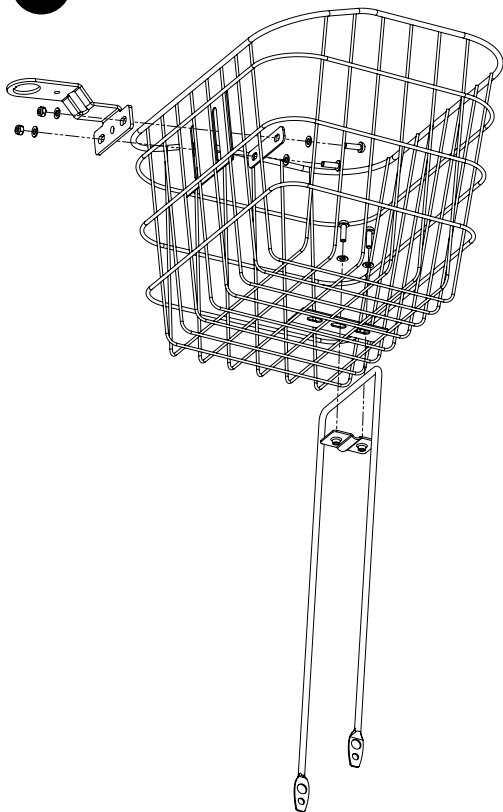


Note: Required tools varies
depending on the actual bike
the basket is been assembled

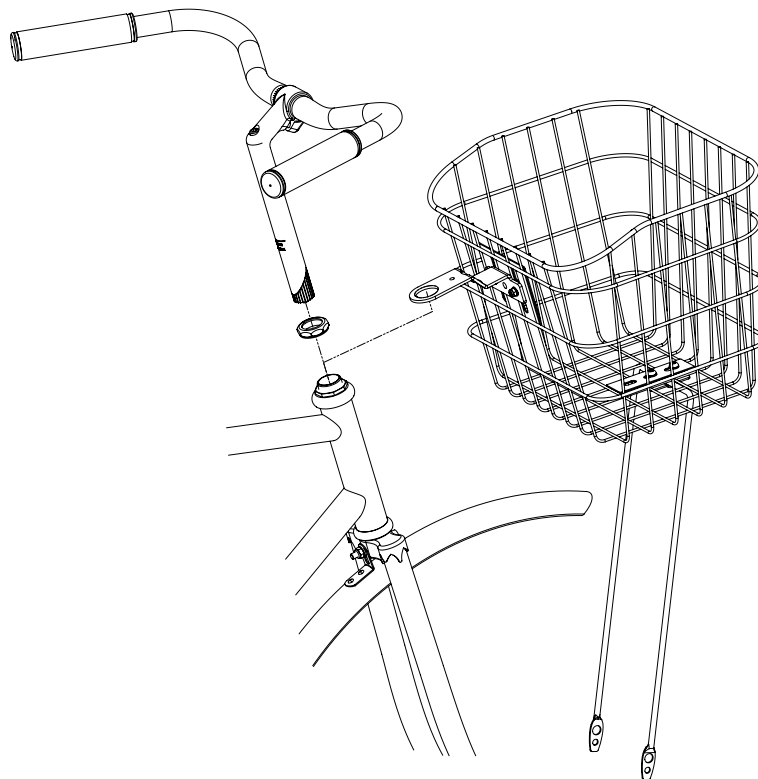
PARTS LIST

#	Part name	Q'ty
1	M5x16 screw	4
2	M5 washer	4
3	M5 nyloc nut	2

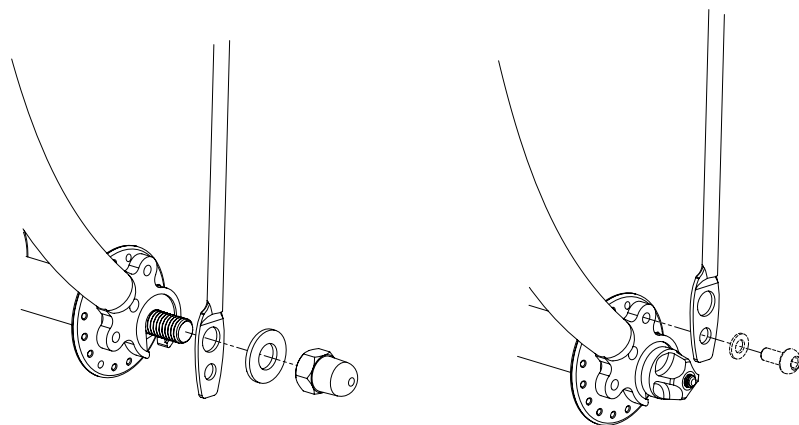
1



2



3



PRODUCT INFO



WARNING - READ BEFORE ASSEMBLING THE BASKET TO YOUR BICYCLE

1. Make sure your bicycle has the necessary eyelets to mount the basket
2. The product is designed to fit regular bicycles with 700C wheels and rigid front fork
3. Make sure that your bicycle is strong and stable enough to carry a front load
4. This carrier is not designed to carry any people or animals
5. The package includes small parts - Keep away from children under 3yrs
6. Follow the assembly instructions carefully
7. In any assembly problem turn to a professional bicycle mechanic
8. Any kind of structural changes made to the carrier are strictly forbidden
9. Improper assembly can lead to product failure



WARNING - TAKE NOTE WHEN RACK IS IN REGULAR USE

1. Make sure you don't exceed the total load of your bicycle or basket
2. Check the tension of all mounting screws and bicycle attachment points regularly
3. Tighten all bolts to their stated Nm torques. A precise tightening torque will be achieved with a torque wrench
4. Do not attach a child seat to the carrier. The carrier is not approved to carry children, adults or animals
5. Do not attach any pressure- or clamp-style attachments to any parts of the carrier
6. Any type of physical or technical alterations to the basket are strictly forbidden
7. Make sure there are no loose straps or cords that could be caught in the back wheel while in motion
8. Make sure that luggage weight is distributed as evenly as possible
9. Make sure that all required reflectors and lights are visible and not covered by carrier or luggage
10. Remove all luggage from carrier when transporting a bicycle in any vehicles

WARRANTY

1. Guarantee of a Pelago product applies only to total product failure or breakage
2. Any other damage resulting from scratches, rust, improper mounting or deformation are excluded from the warranty
3. Only the original owner of the product is entitled to make a guarantee claim

BASKET WEIGHT LIMITS

Basket 5 kg

**DO NOT EXCEED
THE WEIGHT LIMITS**

Liability arising from errors or mistakes is not accepted.
Pelago reserves the right to any changes without prior notice.

MANUFACTURER

Pelago Mfg Ltd.
Helsinki, Finland
info@pelagobicycles.com
TEL +358 (0)45 161 6847

Pelago
BICYCLES